

The Societal Burden of Alzheimer's Disease

**Every 72 seconds someone in
America develops Alzheimer's.**

Jennifer Zeitzer

Jennifer.Zeitzer@alz.org

Alzheimer's Association

202.638.8675

Demographic Impact

- 5.1 million Americans have Alzheimer's disease. The majority (4.9 million) are over the age of 65.
- Between 200,000 – 500,000 people under the age of 65 have “early-onset” Alzheimer's.
- 1 in 8 persons 65+ and 50% over age 85 have AD.
- By 2050, the number of people with AD could range from 11 – 16 million.
- AD is the fifth leading cause of death for those 65+ .

AGE	PERCENT	# OF PEOPLE
65 – 74	2%	300,000
75 – 84	19%	2,400,000
85+	42%	2,200,000

Source: *Alzheimer's Disease Facts & Figures 2007*

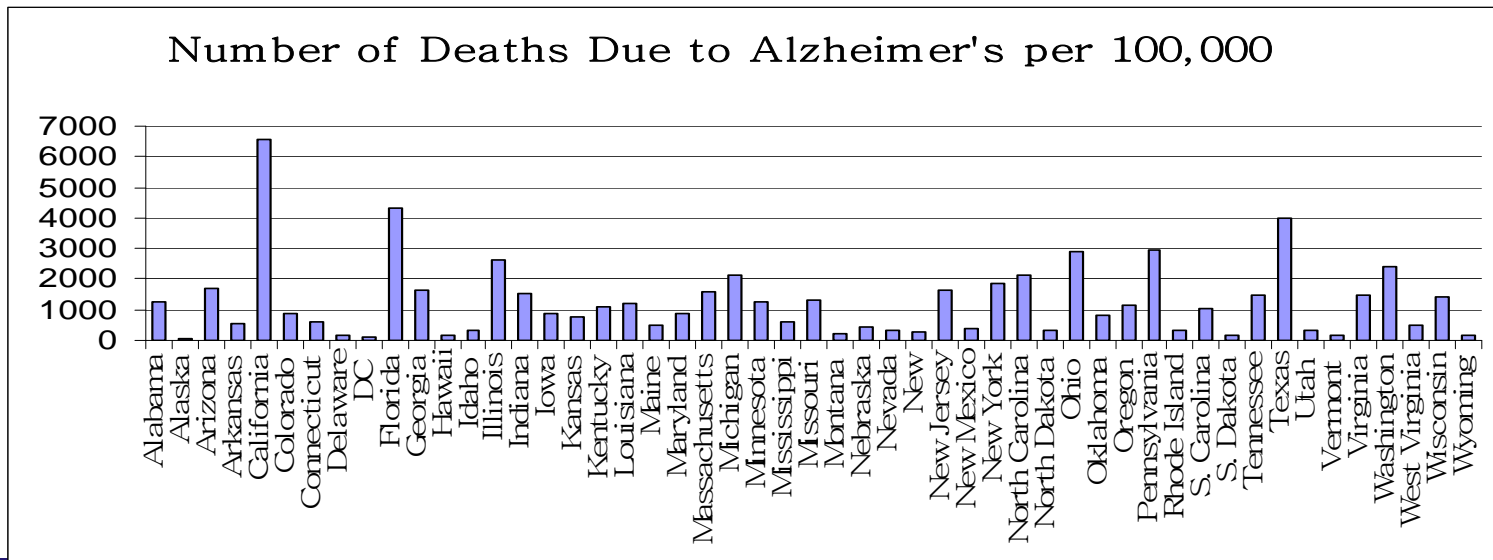
Impact on Baby Boomers

- In America today, there are 78.2 million baby boomers.
- In 2006, baby boomers began turning 60 at a rate of about 330 every hour.
- In 2011, baby boomers begin turning 65, reaching the age of greatest risk for AD.

Source: *Alzheimer's Disease Facts & Figures 2007 and the U.S. Census Bureau.*

Mortality

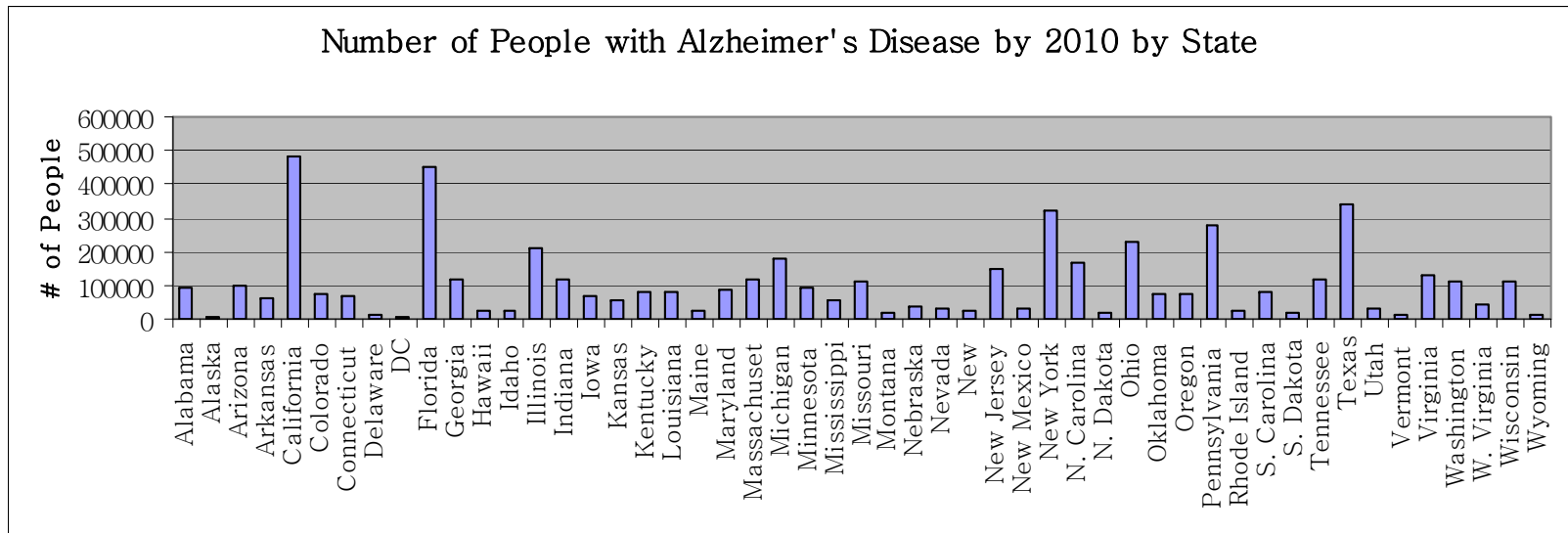
- 7th leading cause of death for all ages. 5th leading cause of death for people 65+ .
- 32.8% ↑ in # of AD deaths compared to ↓ deaths from:
 - Heart disease - ↓ 8.0%
 - Breast Cancer - ↓ 2.6%
 - Prostate Cancer - ↓ 6.3%
 - Stroke - ↓ 10.4%



State by State Data

- By 2010, California and Florida are expected to have the highest number of people with Alzheimer's disease.
- By 2010, the following states will also experience high growth in number of people w/AD:

Alaska – 47% Colorado – 47% Idaho – 37%
Nevada – 38% Utah – 45% Wyoming – 43%



Caregiver Impact



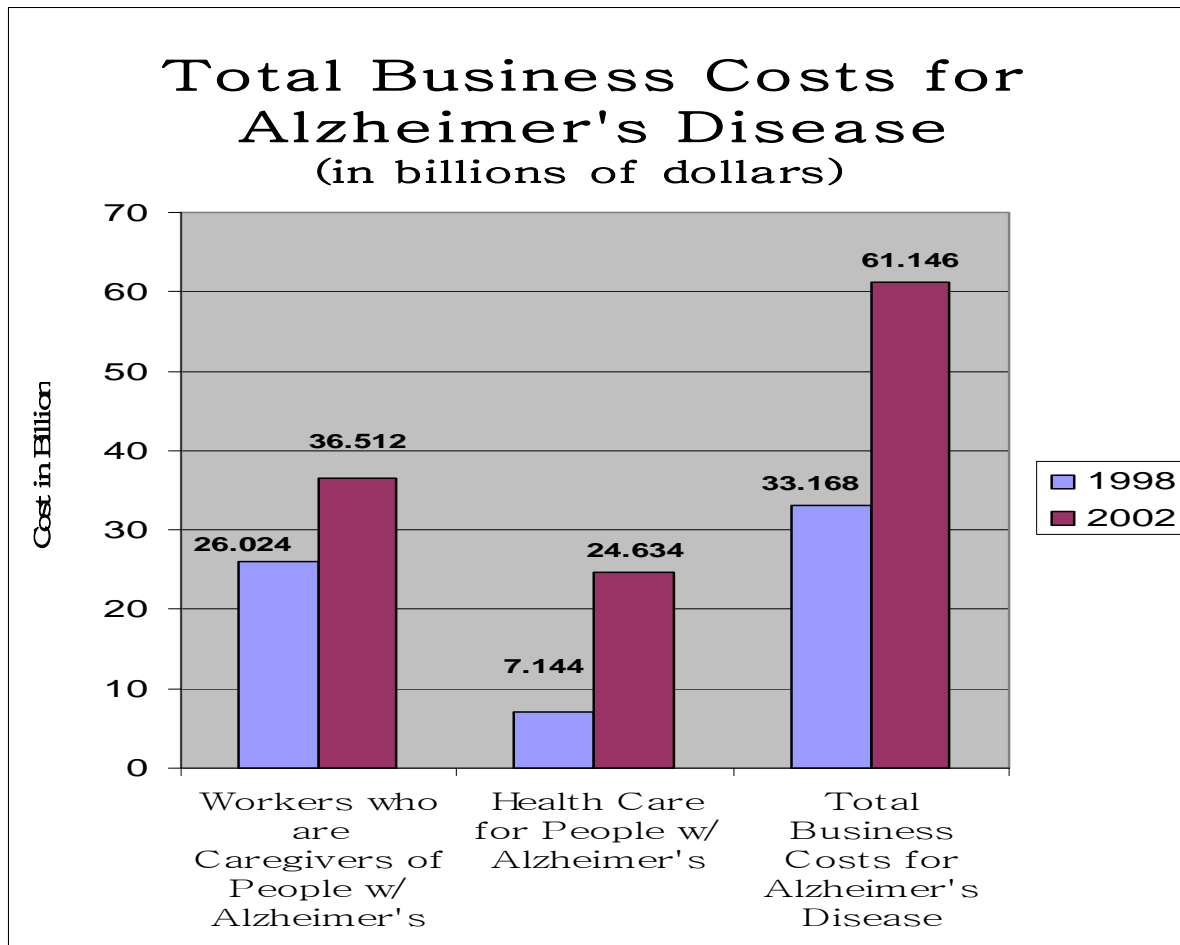
- 70 percent of people with Alzheimer's and other dementias live at home and are cared for by family and friends.
- Approximately 10 million Americans are caring for a person with Alzheimer's disease.
- 1 in 4 caregivers provide 40+ hours care/ week.
- 32% of caregivers put in 5+ years.
- Value of AD caregiving: 10 million people + 8.5 billion hours of care = \$83 billion.
- Direct + indirect costs of AD = \$148 billion annually

Impact on Medicare & Medicaid

- 95% of Medicare beneficiaries 65+ w/ AD have at least one other chronic illness (Diabetes, Cancer, COPD).
- Medicare costs for those w/ AD are 3x higher than others (\$13,207 vs. \$4,454).
- Beneficiaries w/ AD had 3x more hospital stays.
- These stays were 3x more costly (\$7,704 vs. \$2,204)
- 51% of nursing home residents with AD rely on Medicaid to help pay for care.

Year	Medicare Costs	Medicaid Costs
2005	\$91 billion	\$21 billion
2010	\$160 billion	\$24 billion
2015	\$189 billion	\$27 billion

Impact on Business



“Alzheimer’s Breakthrough Act of 2007”

(S 898/ HR 1560)

SENATE = B. Mikulski (D-MD) & K. Bond (R-MO)

HOUSE = E. Markey (D-MA) & C. Smith (R-NJ)

- Double funding for Alzheimer research – to \$1.3 billion
- Study on early-onset Alzheimer’s Disease
- Increase funding for CDC Brain Health Initiative – to \$15 million
- Increase funding for Alzheimer’s State Matching Grants – to \$25 million
- Continues 24/7 Alzheimer Call Center – \$1 million
- Passed by Senate HELP Committee Aug. 3, 2007